


A-Z HISTORY BOOK

Your Task:



Create a book explaining 24 terms, people, places or ideas from a given historical time period. Each page will consist of a single word starting with a letter from the alphabet, a graphic, and a short explanation of the term. This should be completed with a partner.

Directions:



1. Fold a paper in half.
2. On each of the 2 panels you will:
 - a. Beginning with the letter “A” choose a term from the unit that begins with that letter. Example: If the page is ‘J’ and this was the unit on Asia you might choose “Japan”. You may choose any two letters to skip if you want (Q and X most likely!)
 - b. Write the term in big, colorful letters on the top or bottom of the page.
 - c. Write at least 3 sentences explaining what the term means.
 - d. Draw and color a picture to go along with your term. This could be a map, chart or your own drawing.

Example:

<p>Japan</p> <p>Japan is an island country. It is isolated because it is surrounded by water. Legends say water drops from a spear created it.</p> 	<p>Korea</p> <p>Buddhism came to Japan from China through Korea. Japan traded with Korea regularly. The Mongols conquered Korea and tried to attack Japan from there.</p> 
-----------------------------------------------------------------------------------------------------------------------------------------------------------------------------------------------------------------------------------------------	----------------------------------------------------------------------------------------------------------------------------------------------------------------------------------------------------------------------------------------------------------------------